

Rocket IP65



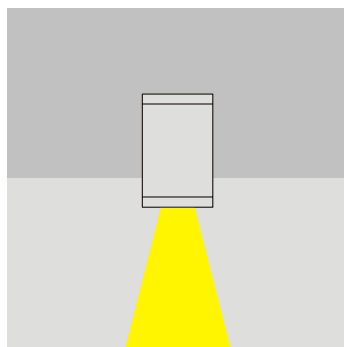
Rocket & Mini-Rocket
IP65 ceiling and wall surface mounted luminare.

Features

- Housing made of extrusion, and wall plate and rings made of die cast aluminium with tempered glass, silicone gaskets and stainless steel hardware.
- Reflector made of super pure anodized aluminium.
- Powder coated finish with high corrosion resistance pre-treatment.
- Electronic transformers incorporate inside the wall plate or conventional control gear incorporated inside housing.
- Designed and manufactured to comply with European standard EN 60598.

Applications

- Design either as single or as up/down light distribution with lamp tilting angle from 0°-25°.
- Areas: Building facades, canopies, energy saving security lighting.

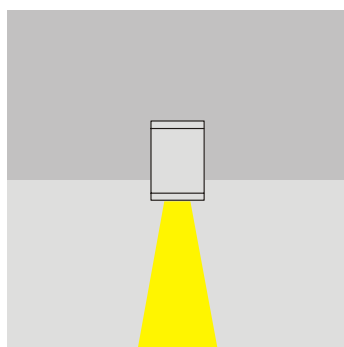
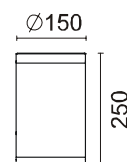


Rocket Ceiling

IP65

ART.	Max. Wattage(W)	Volt.(V) /f(Hz)	Lamp	Adjustable Angle
3063	1x100	230/50	E27 PAR30(Hal.)	Fixed
3011	1x35*	230/50	G8.5 CDM-TC 12° Electronic ballast incorporated.	25°
3020	1x35*	230/50	G8.5 CDM-TC 40° Electronic ballast incorporated.	25°
3021	1x26	230/50	TC-TEL GX24q-3 Electronic ballast incorporated.	Fixed

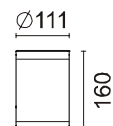
* 70W is under construction, will be available soon.

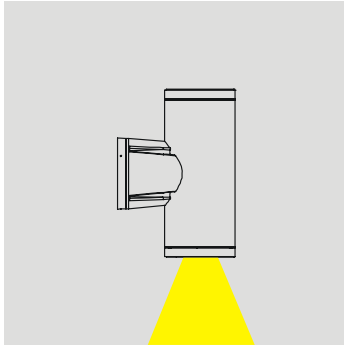


Mini-Rocket Ceiling

IP65

ART.	Max. Wattage(W)	Volt.(V) /f(Hz)	Lamp	Adjustable Angle
3061	1x50	230/50	E27 PAR20(Hal.)	Fixed
3018	1x35	230/50	GU5.3 MR16 Electronic transformer incorporated.	25°

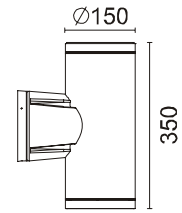




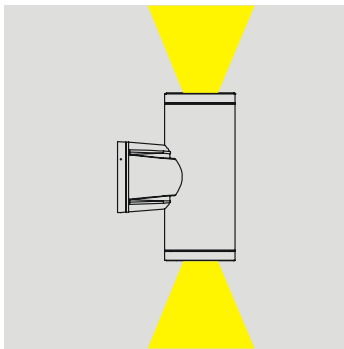
Rocket Wall

IP65

ART.	Max. Wattage(W)	Volt.(V) /f(Hz)	Lamp	Adjustable Angle
3062	1x100	230/50	E27 PAR30(Hal.)	Fixed
3065	1x35*	230/50	G8.5 CDM-TC 12° Electronic ballast incorporated.	25°
3059	1x35*	230/50	G8.5 CDM-TC 40° Electronic ballast incorporated.	25°
3064	1x26	230/50	TC-TEL GX24q-3 Electronic ballast incorporated.	Fixed



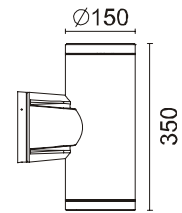
* 70W is under construction, will be available soon.



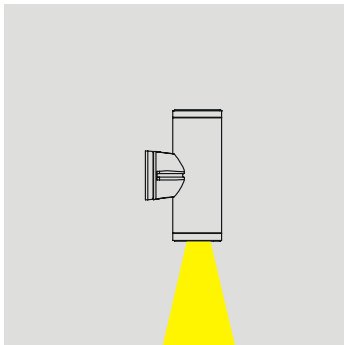
Rocket Wall Up/Down

IP65

ART.	Max. Wattage(W)	Volt.(V) /f(Hz)	Lamp	Adjustable Angle
3010	2x100	230/50	E27 PAR30(Hal.)	Fixed
3019	2x35*	230/50	G8.5 CDM-TC 12° Electronic ballast incorporated.	25°
3060	2x35*	230/50	G8.5 CDM-TC 40° Electronic ballast incorporated.	25°
3012	2x26	230/50	TC-TEL GX24q-3 Electronic ballast incorporated.	Fixed



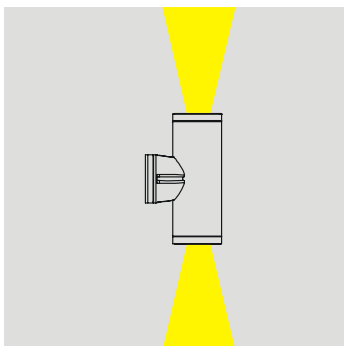
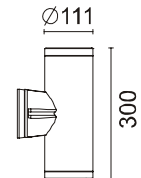
* 70W is under construction, will be available soon.



Mini-Rocket Wall

IP65

ART.	Max. Wattage(W)	Volt.(V) /f(Hz)	Lamp	Adjustable Angle
3016	1x50	230/50	E27 PAR20(Hal.)	Fixed
3014	1x50	230/50	GU5.3 MR16 Electronic transformer incorporated.	25°



Mini-Rocket Wall Up/Down

IP65

ART.	Max. Wattage(W)	Volt.(V) /f(Hz)	Lamp	Adjustable Angle
3017	2x50	230/50	E27 PAR20(Hal.)	Fixed
3015	2x50	230/50	GU5.3 MR16 Electronic transformer incorporated.	25°

